

VIDEOCAMERA DI RETE

Guida Rapida

QNE-C9013RL
QNE-C8013RL



Important

Please check 'Manuals' from our website, before connecting to the Supply,
<https://www.hanwhavision.com/en/download-data/>

Warranty

Please check "Product warranty information" from our website.
<https://www.hanwhavision.com/en/support/warranty/>

We recommend to use the officially compatible VMS version or latest Hanwha NVR version when integrating with VMS or Hanwha NVR.

The Risk Group 1 of a LEDs include in the equipment, so should be attached RG1 warning label at the end-product.



Hanwha Vision cares for the environment at all product manufacturing stages, and is taking measures to provide customers with more environmentally friendly products.

The Eco mark represents Hanwha Vision's devotion to creating environmentally friendly products, and indicates that the product satisfies the EU RoHS Directive.



Correct Disposal of This Product (Waste Electrical & Electronic Equipment)

(Applicable in the European Union and other European countries with separate collection systems)

This marking on the product, accessories or literature indicates that the product and its electronic accessories (e.g. charger, headset, USB cable) should not be disposed of with other household waste at the end of their working life. To prevent possible harm to the environment or human health from uncontrolled waste disposal, please separate these items from other types of waste and recycle them responsibly to promote the sustainable reuse of material resources.

Household users should contact either the retailer where they purchased this product, or their local government office, for details of where and how they can take these items for environmentally safe recycling.

Business users should contact their supplier and check the terms and conditions of the purchase contract.

This product and its electronic accessories should not be mixed with other commercial wastes for disposal.




Correct disposal of batteries in this product

(Applicable in the European Union and other European countries with separate battery return systems.)

This marking on the battery, manual or packaging indicates that the batteries in this product should not be disposed of with other household waste at the end of their working life. Where marked, the chemical symbols Hg, Cd or Pb indicate that the battery contains mercury, cadmium or lead above the reference levels in EC Directive 2006/66. If batteries are not properly disposed of, these substances can cause harm to human health or the environment.

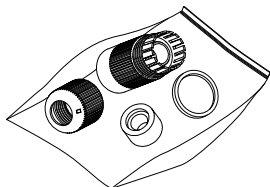

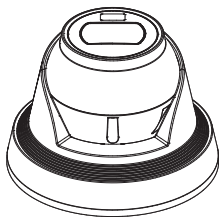
To protect natural resources and to promote material reuse, please separate batteries from other types of waste and recycle them through your local, free battery return system.

SAFETY INFORMATION



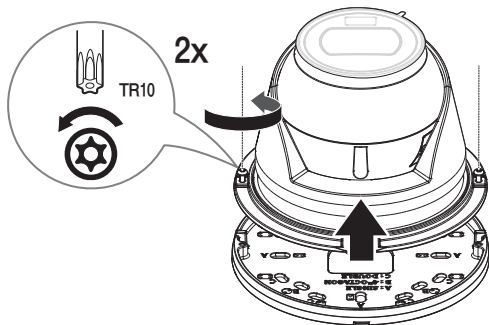
COMPONENT

In base al Paese di residenza, gli accessori potrebbero variare.

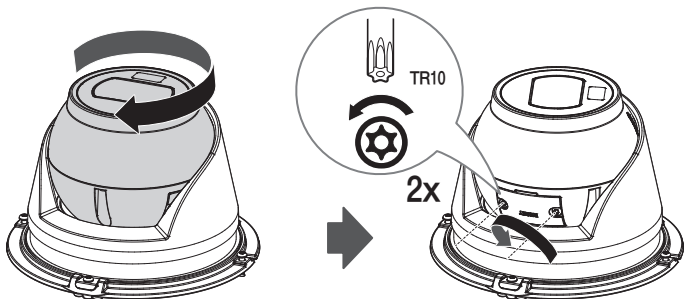


INSTALLATION

1



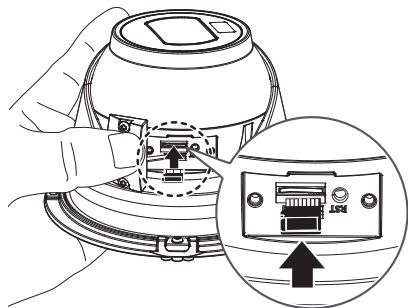
2-1



INSTALLATION

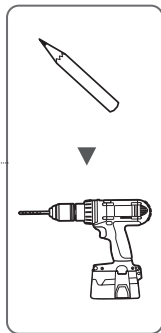
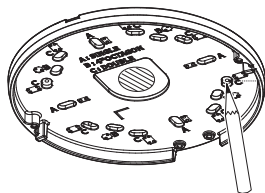
2-2

- Non incluso : Scheda Micro SD



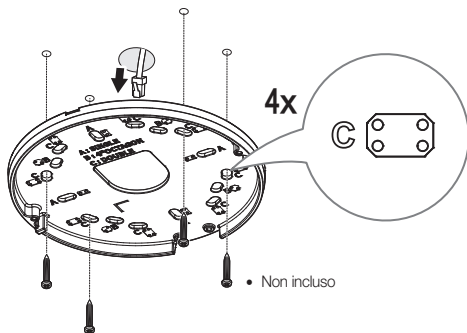
3

- Installazione diretta a parete/soffitto



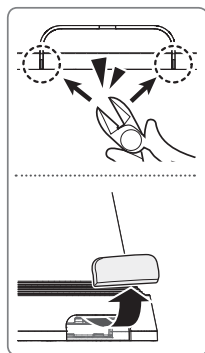
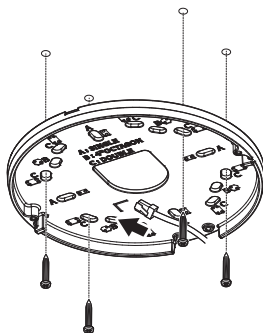
INSTALLATION

4-1



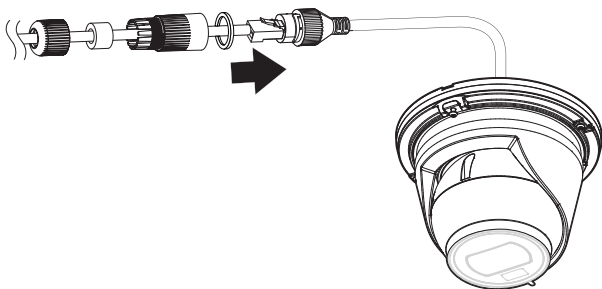
4-2

• Quando si collega il cavo lateralmente

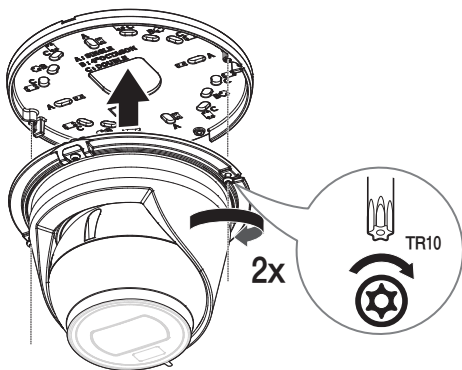


INSTALLATION

5

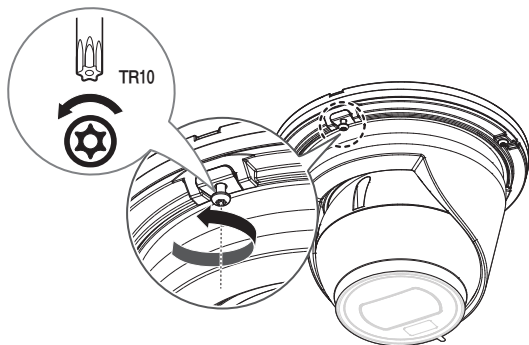


6



INSTALLATION

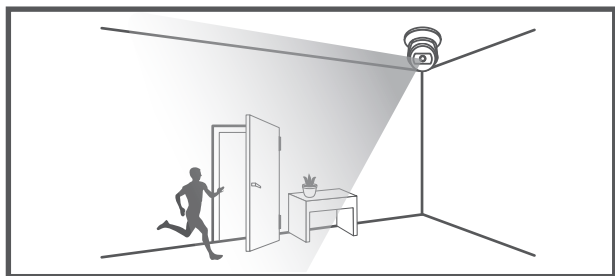
7



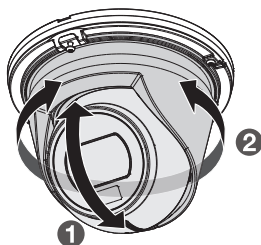

8

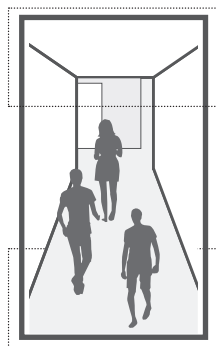
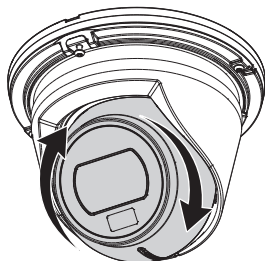


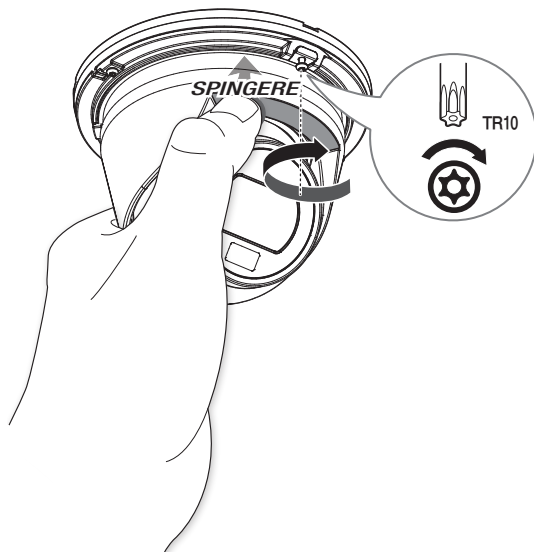
INSTALLATION



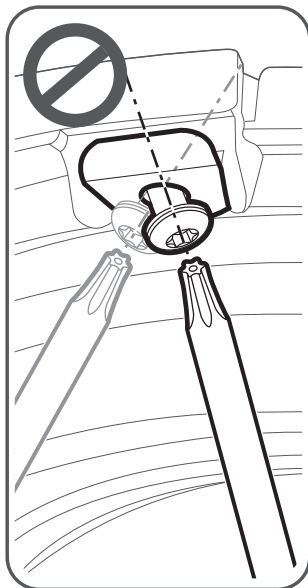
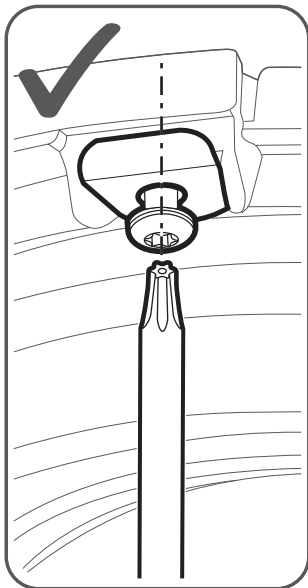
9








INSTALLATION



Non montare le viti in obliquo.



CONFIGURAZIONE DELLA PASSWORD

Quando si effettua l'accesso al prodotto per la prima volta, è necessario registrare la password di accesso.

Administrator password change

New password

Confirm new password

- If the password is 8 to 9 characters long, it must include at least 3 of the following character types: English uppercase letters, English lowercase letters, numbers, and special characters. (support up to 64 characters.)
- If the password is 10 characters or longer, it must include at least 2 of the following character types: English uppercase letters, English lowercase letters, numbers, and special characters.
- ID may not be used as password. The password and ID cannot be identical.
- The following special characters can be used: ~!@#\$%^&*()_+=[]{}|\;:'<>.,?/.
- You may not use more than 4 consecutive characters. (example: 1234, abcd, etc.)
- You may not use the same character 4 or more times consecutively. (example: 1111, aaaa, etc.)

Apply



- Per una nuova password di 8-9 caratteri, è necessario utilizzare almeno 3 dei seguenti elementi: lettere maiuscole/minuscole, numeri e caratteri speciali. Per una password di 10 o più caratteri, è necessario utilizzare almeno 2 tipi di elementi tra quelli indicati. (supporto fino a 64 caratteri)

- Caratteri speciali permessi. :
~!@#\$%^&*()_+=[]{}|\;:'<>.,?/

- Nella password non è consentito usare lo spazio.
- Per ottenere un maggiore livello di sicurezza, non è raccomandabile usare ripetutamente gli stessi caratteri oppure lettere consecutive nella tastiera.
- Se la password è stata smarrita, è possibile premere il pulsante **[RESET]** per ripristinare il prodotto. Di conseguenza, non è consigliabile usare un promemoria per ricordare la propria password o memorizzarla semplicemente.

ACCESSO

Ogni volta che si accede alla telecamera, appare la finestra di login.

Inserire l'ID utente e la password per accedere alla telecamera.

- 1 Inserire **"admin"** nella casella **<User Name>**.
- 2 Immettere la password nel campo di inserimento per la **<Password>**.
- 3 Fare clic su **[Sign in]**.



microSD, microSDHC, and microSDXC Logos are trademarks of SD-3C LLC. microSD, microSDHC, microSDXC are trademarks or registered trademarks of SD-3C, LLC in the United States, other countries or both.



Подлежит использованию по назначению
в нормальных условиях
Срок службы : 7 лет.

Türkiye Distribütörü

EDS Elektronik Destek Sanayi ve Ticaret Ltd. Şti.

Meclis Mah. Teraziler Cad. Hayran Sk. (Eskisi Kılıç Sk.) No: 4 Sancaktepe / İstanbul / Türkiye
Tel +90.216.313.25.15

ENTES ELEKTRONİK CİHAZLAR İMALAT VE TİC. A.Ş.

Dudullu Org.San.Bölg. 1. Cad. No:23 34776 Ümraniye / İstanbul / Türkiye
Tel +90.216.313.01.10

TEKNOMAKS TEKNOLOJİ / TEKNOMAKS BİLİSİM

MERDİVENKÖY MAH.DİKYOL SOK. BUSINESS İSTANBUL No:2, Kat:7, D:B67, 34732 Kadıköy / İstanbul / Türkiye
Tel +90.212.217.54.22

Cihazın Ticaret Bakanlığına önerilen ortalama ömrü

Cihazın EEE yönetmeliklerine uygun olduğuna benzer beyan

